

# Final Report: 1001 Presbytery Survey

Angie Andriot

In partnership with:

Vera White

1001 New Worshiping Communities

**PC(USA) Research Services  
100 Witherspoon Street  
Louisville KY 40202  
(502)569-5014**

**11/28/2016**

## About This Report

---

At the 2012 General Assembly (GA), PC(USA) leaders encouraged Presbyterians to create 1,001 new worshipping communities (NWCs) between 2012 and 2022. Since then, across the PC(USA), 409 new and varied forms of church have been raised up by leaders seeking to ignite discipleship and transformation. Of these, 348 (85%) are currently active. These new worshipping communities have the potential to help the PC(USA) shift from an inward-focused, membership-maintenance model of church to a more outward-focused, creative, and disciple-making model.

This report compares responses from two waves of the 1001 NWC Survey of Presbytery Leaders (2014 and 2016). The goals of this research are to learn about: (1) familiarity with and presence of NWCs within presbyteries, (2) congregational support and oversight of NWCs, (3) presbytery oversight and support of NWCs, and (4) presbytery knowledge of 1001 NWC resources.

This report is based on responses from 77 presbyteries (45%) and 15 synods (94%). The only synod with no presbyteries responding to this survey is Boriquen en Puerto Rico; as such, our analysis does not generalize to Puerto Rican worshipping communities. For more details on the methodology and datasets used in this report, see Appendix A.

Research Services helps the Presbyterian Church (U.S.A.) make data-informed decisions through the use of surveys, focus groups and interviews, demographic analysis, and program evaluations. We are social scientists with backgrounds in sociology, public policy, economics, and Christian education. We serve congregations, presbyteries and synods, PC(USA) national agencies, and other denominations. Research Services is a division of the Presbyterian Mission Agency.

### *Principle Investigator*

Angie Andriot  
Research Services  
Presbyterian Mission Agency

### *Client*

Vera White  
1001 New Worshipping Communities  
Presbyterian Mission Agency

## Overview of Findings

---

### *Familiarity with and Presence of NWCs*

Presbytery leaders have become more familiar with the 1001 NWC initiative in the past two years. Also, the percentage of presbytery leaders who are aware of worshiping communities that have been started in their presbytery since July 2010 has increased. However, the average number of worshiping communities started within a presbytery has not significantly changed.

### *Congregational Oversight and Support of NWCs*

Congregations are shifting the ways in which they support NWCs, with the biggest change being an increase in congregations that are sharing resources (e.g., office space, staff, musical instruments, worship resources). However, providing financial support still remains the most common means of congregational support for NWCs.

### *Presbytery Oversight and Support of NWCs*

Among those presbyteries with at least one NWC, the percentage that provide some sort of support for NWCs has risen in the past two years, from 92% to 96%. In contrast, among those presbyteries with at least one NWC, the percentage with organized structures in place to provide oversight has declined from 96% to 92%. Presbyteries most commonly provide oversight through a committee specifically dedicated to overseeing new worshiping communities.

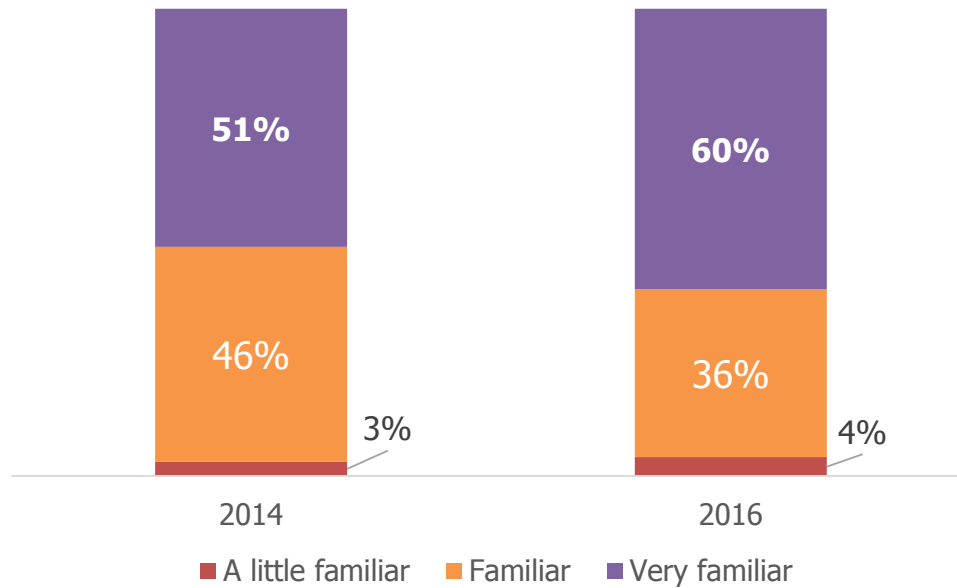
Also, the percentage of presbyteries that have set aside money in their budget to support new worshiping communities has risen. Finally, while the percentage of presbyteries hosting events designed specifically to educate people in the presbytery about the NWC initiative has remained stable (27%), there has been an increase in reports of successful events.

### *Presbytery Knowledge of 1001 NWC Resources*

Awareness of specific 1001 NWC resources has increased in the last two years, at times by more than double. Presbytery leaders are most likely to have heard of 1001 grants, and least likely to have heard of apprenticeships and residencies.

## Familiarity with and Presence of NWCs

### How Familiar Are You With the 1001 NWC Initiative?



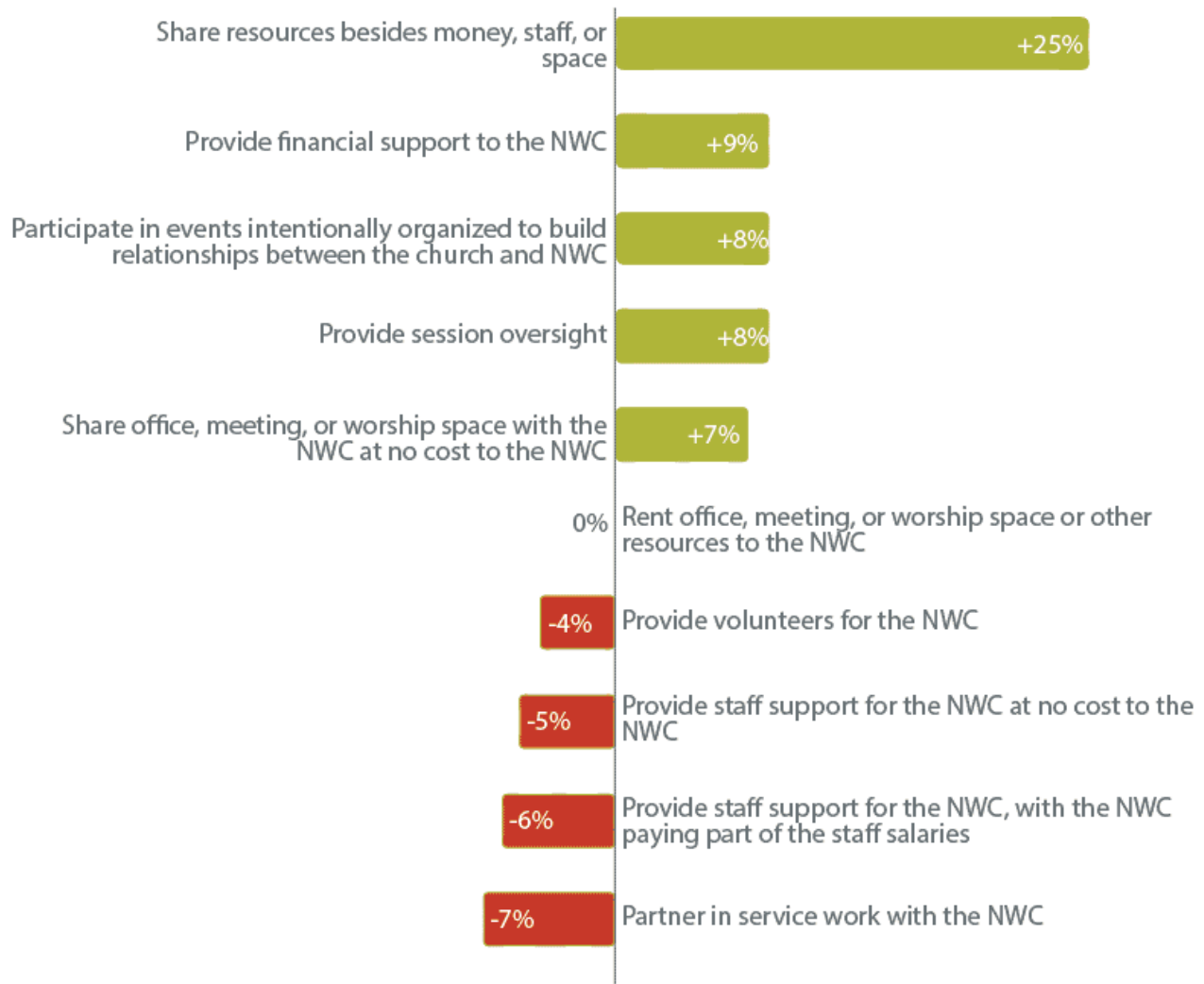
A greater percentage of presbytery leaders are familiar with the 1001 NWC initiative now than they were two years ago. The percentage who consider themselves very familiar with the initiative has risen from 51% to 60% during this time.

Also, the percentage who are aware of worshipping communities that have been started in their presbytery since July 2010 has increased from 61% to 73%. However, the average number of worshipping communities presbytery leaders report have started within their presbytery since 2010 has not significantly changed in the last two years (average = 2.4).

## Congregational Oversight and Support of NWCs

### Congregations are shifting the ways in which they support NWCs

*This graphic shows the percentage changes from 2014 to 2016 in how congregations support NWCs according to their presbytery leaders*



NOTE: (+) represents an increase from 2014 and (-) represents a decrease.

Seventy-eight percent of respondents report that at least one fully-organized congregation within their presbytery partners with or directly supports a new worshiping community. This proportion remains unchanged from two years ago. Also, the average number of congregations within the presbytery which support a NWC has remained stable (3.8). However, congregations are shifting the ways they support NWCs.

A majority of presbytery leaders report that at least one congregation in their presbytery engages in the following means of support:

- providing financial support to the NWC (72%)
- participating in events intentionally organized to build relationships between the congregation and NWC (69%)
- sharing office, meeting, or worship space with the NWC at no cost to the NWC (64%)
- providing volunteers for the NWC (64%)

Half of presbytery leaders or fewer report that any of their congregations provide other forms of NWC support asked about in the survey (for a complete list of survey questions and responses, see Appendix B). Also, of those who stated that their congregations provide financial support, nine presbytery leaders also say they are aware of the details of that support.

Six presbytery leaders wrote in other ways they support NWCs:

- Bookkeeping
- Coordinates gatherings of NWC leaders
- Elect the members of their Board
- Ministry Team Support
- Project closed so support to the worshipping community continues with a pastoral liaison...And small grants for mission support
- Support coaching; funded travel to other sites to learn about other NWCs

Also, nine presbytery leaders listed other ways they provide oversight for NWCs:

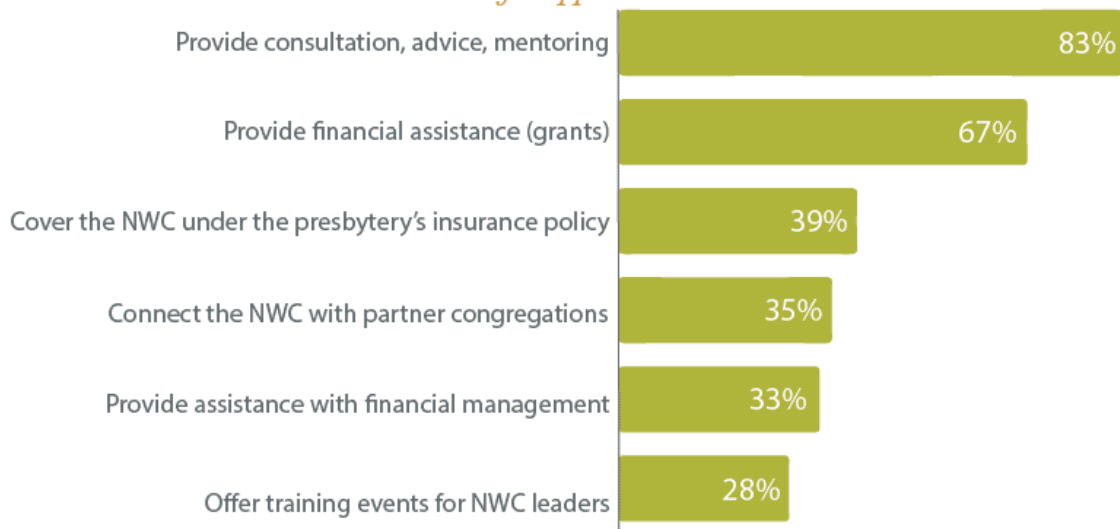
- Church Development and Evangelism Committee
- Church Health and Growth Task Force
- Commission on Church Vitality
- Committee on Mission and Evangelism
- Council
- Currently in flux!
- NCD
- Presbytery Task Force
- Steering Committee

## Presbytery Oversight and Support of NWCs

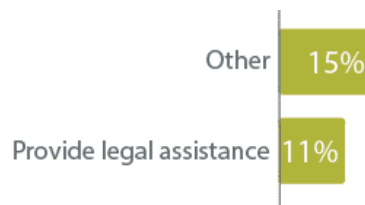
Among presbyteries that report having at least one NWC, the percentage that provide some sort of support for their NWCs has risen in the past two years, from 92% to 96%. In contrast, the percentage of presbyteries with organized structures in place to provide oversight of their NWCs has declined from 96% to 92%.

### 96% of presbyteries provide at least one form of support to their NWCs

*Forms of support include:*



NOTE: Results are based on the 48 presbytery leaders who reported in 2016 that they currently have at least one NWC within their presbytery.



NOTE: Results are based on the 48 presbyteries who reported within the 2015 presbytery survey that they currently have at least one new worshipping community within their jurisdiction.

The most common form of oversight is provided by a special committee dedicated to the purpose. More than half of presbyteries (54%) have such a committee. In contrast, the most common oversight structure used by presbyteries in 2014 was an administrative commission for NWCs. Additionally, 61% of presbyteries meet regularly with NWCs, 46% of presbyteries require reports from NWC leaders, and 30% visit NWCs on a regular basis.

Also, the percentage of presbyteries that have set aside money in their budget to support NWCs has risen from 39% in 2014, to 44% in 2016.

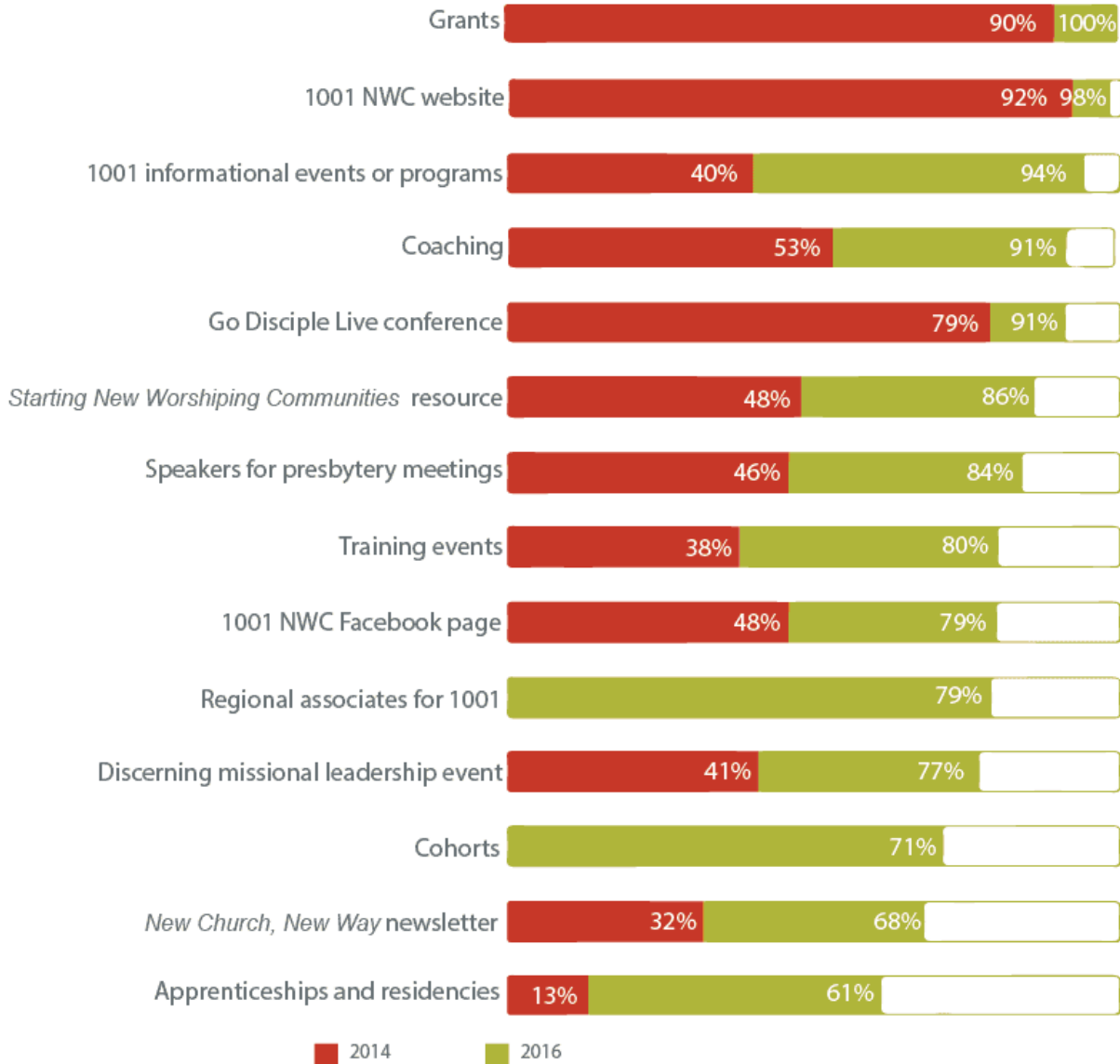
Finally, although there has not been an increase in presbytery-hosted events designed specifically to educate people in the presbytery about the NWC initiative (27% of presbyteries offered these events in both years), there has been an increase in reports of successful events. In 2014, only 54% of respondents stated the event was either somewhat or very successful, but in 2016, 77% stated it was somewhat or very successful.

There may also be an increase in such events in the next two years: 71% of respondents indicated an interest in hosting a 1001 event in their presbytery, and 83% indicated an interest in having someone from the 1001 NWC initiative speak at one of their presbytery meetings within the next year. (Interested respondents provided their contact information, which will be shared in a separate document.)



## Presbytery Leader Knowledge of 1001 NWC Resources

Awareness of 1001 NWC resources among presbytery leaders has increased in the past two years. *This graphic shows the percentage of presbytery leaders who have heard of each resource in 2014 and 2016.*



In order to examine whether 1001 has effectively educated presbyteries on the available resources, we examine how many presbytery leaders have heard of the resources. Two of the resources—regional associates for 1001 and cohorts—do not have 2014 measures for comparison. However, for all other resources, awareness has increased, at times by more than double. Presbytery leaders are most likely to have heard of 1001 grants, and least likely to have heard of apprenticeships and residencies.

## Appendix A: Methodology and Data

### *2014 Survey of Presbyteries*

PC(USA) Research Services worked with the 1001 New Worshiping Communities staff of the Presbyterian Mission Agency to develop a web survey. Invitations to complete the survey were sent by email to presbytery leaders (n = 179) on April 30, 2014. Three email reminders were sent to non-respondents, on May 6<sup>th</sup>, May 9<sup>th</sup>, and May 15<sup>th</sup>. Because of the low response rates, additional reminders were sent on July 2<sup>nd</sup> and July 11<sup>th</sup>. A total of 89 responses were received, for a response rate of 50%.

### *2016 Survey of Presbyteries*

PC(USA) Research Services worked with the 1001 New Worshiping Communities staff of the Presbyterian Mission Agency to develop a web survey. Invitations to complete the survey were sent by email to leaders of all 171 presbyteries on June 17, 2016. Three email reminders were sent to non-respondents, on June 30<sup>th</sup>, July 6<sup>th</sup>, and July 21<sup>st</sup>. These emails were successfully delivered to 165 presbytery leaders. We received responses from 77 presbytery leaders, for a response rate of 45% and a completion rate of 47%.

In order to examine the representativeness of the respondents, we checked to see how well each synod was represented. (See table on right.) The only synod with no presbyteries responding to this survey is Boriquen en Puerto Rico; as such, our analysis does not generalize to Puerto Rican worshipping communities.

Synod	% Participation
Alaska-Northwest	50% (3/6)
Boriquen en Puerto Rico	0% (0/3)
Covenant	36% (4/11)
Lakes and Prairies	25% (4/16)
Lincoln Trails	50% (4/8)
Living Waters	50% (6/12)
Mid-America	50% (3/6)
Mid-Atlantic	43% (6/14)
Northeast	45% (10/22)
Pacific	91% (10/11)
Rocky Mountains	88% (7/8)
South Atlantic	31% (5/16)
Southern California and Hawaii	45% (5/11)
Southwest	25% (1/4)
Sun	45% (5/11)
Trinity	50% (8/16)

## Appendix B: Survey Questions and Responses

Year	2014	2016
<b>Number of surveys completed</b>	<b>89</b>	<b>77</b>
1. How familiar are you with this 1001 New Worshiping Communities (1001 NWC) initiative?	n=88	n=77
Very familiar .....	51%	60%
Familiar .....	45%	36%
A little familiar .....	3%	4%
Not at all familiar .....	0%	0%
2. To your knowledge, have any PC(USA) new worshiping communities (NWCs) been started in your presbytery since July 2010? (These new worshiping communities may also be known as new church developments (NCDs), new immigrant fellowships (NIFs), Bible study fellowships (BSFs), or by other terms.)	n=89	n=77
Yes, we have NWC(s) started since July 2010.....	61%	73%
We have NWCs but not sure of the year started.....	3%	1%
No .....	34%	26%
Not sure .....	2%	0%
3. How many PC(USA) NWCs do you know of that have started in your presbytery [contact("organization")] since July 2010? <i>Please enter a whole number. If you are not sure what year some or all of these NWCs were started, please answer the following questions assuming they were all started since July 2010.</i>	n=55	n=47
Average .....	2.3	2.4
Range.....	1-9	0-11
4. Do any fully organized congregations in your presbytery partner with or directly support any of these new worshiping communities?	n=55	n=49
Yes.....	78%	78%
Average .....	2.3	3.8
Range .....	1-41	1-23
No.....	13%	18%
I don't know .....	9%	4%
5. We may be interested in surveying congregations that partner with NWCs at some point. Would you prefer that we contact your presbytery to send out the survey, or may we contact the congregations directly?	n=41	n=38
Please go through the presbytery.....	--	63%
You may contact the congregation directly.....	--	16%
Either is fine .....	--	21%
6. Consider all of the congregations you know in your presbytery that have a partnership with a new worshiping community. To your knowledge, do any of these congregations: ( <i>Select all that apply.</i> )	n=44	n=49
Provide financial support to the NWC .....	64%	72%
Manage finances for the NWC .....	--	44%
Provide insurance for the NWC .....	--	39%
Provide session oversight .....	52%	44%
Provide staff support for the NWC at no cost to the NWC .....	52%	47%

Note: Percentages may not add to 100 due to either rounding or the ability to select more than one option  
n = number of respondents who replied to this question

6 cont....

Provide staff support for the NWC, with the NWC paying part of the staff salaries ....	20%	14%
Provide administrative support.....	--	50%
Provide volunteers for the NWC (serving on a support committee, helping them develop a class or event, leading a class or event, helping them design or carry out a worship service, helping them with another ministry, etc.).....	68%	64%
Share office, meeting, or worship space with the NWC at no cost to the NWC .....	57%	64%
Share other resources with them besides money, staff or space (i.e., musical instruments, Bibles, other print materials, etc.) at no cost to the NWC...	70%	44%
Rent office, meeting, or worship space or other resources to the NWC.....	11%	11%
Participate in events intentionally organized to build relationships between the church and NWC .....	61%	69%
Partner in service work with the NWC (local or international missions, volunteering, activism, etc.) .....	34%	25%
Other (please specify).....	5%	3%
7. Are you aware of any of the details of any direct financial support that the congregation(s) in your presbytery provide(s) to the NWC(s)?		
	n=28	n=26
Yes.....	54%	35%
No .....	46%	65%
8. Which structures within your presbytery provide oversight for NWCs? ( <i>Select all that apply.</i> )		
	n=54	n=63
An administrative commission for NCDs or NWCs .....	20%	21%
Another committee serving NCDs or NWCs .....	61%	54%
The Committee or Commission on Ministry .....	19%	19%
The session(s) of partner congregation(s) .....	41%	31%
Other (please specify) .....	19%	21%
No structures within the presbytery specifically provide oversight for NWCs.....	6%	2%
Don't know/Not sure.....	2%	2%
9. How do you currently keep track of NWCs in your presbytery? ( <i>Select all that apply.</i> )		
	n/a	n=44
Meet regularly with NWC leaders.....	--	61%
Require reports from NWC leaders .....	--	46%
Visit NWCs on a regular basis .....	--	30%
Other .....	--	25%
10. What does your presbytery currently do to support NWCs? ( <i>Select all that apply.</i> )		
	n/a	n=47
Connect the NWC with partner congregations.....	--	35%
Cover the NWC under the presbytery's insurance policy .....	--	39%
Offer training events for NWC leaders.....	--	28%
Provide administrative support.....	--	28%
Provide assistance with financial management (handle the funds) .....	--	33%
Provide consultation, advice, mentoring .....	--	83%
Provide financial assistance (grants) .....	--	67%
Provide legal assistance.....	--	11%
Other .....	--	15%

Note: Percentages may not add to 100 due to either rounding or the ability to select more than one option  
n = number of respondents who replied to this question

11.	Do you know of any fully organized congregations in your presbytery that are currently in the process of starting a NWC?		
		n=87	n=68
	Yes.....	22%	10%
	No.....	71%	77%
	Not sure.....	7%	13%
12.	Has your presbytery set aside any money in its 2016 budget to support new worshiping communities? <i>If yes, please tell us how much money was set aside.</i>		
		n=88	n=68
	Yes.....	39%	44%
	No.....	56%	52%
	Not sure.....	6%	4%
13.	Is your presbytery planning to set aside any money in its 2017 budget to support new worshiping communities? <i>If yes, please tell us how much money is to be set aside.</i>		
		n=88	n=68
	Yes.....	36%	40%
	No.....	30%	38%
	Not sure.....	34%	22%
14.	In the past two years, has your presbytery hosted an event designed specifically for educating people in the presbytery about the NWC initiative?		
		n=88	n=68
	Yes.....	27%	27%
	No.....	70%	66%
	Don't know.....	2%	7%
15.	Consider the most recent event your presbytery hosted to educate people about the NWC initiative. In your opinion, how successful was this event?		
		n=24	n=17
	Very successful.....	29%	29%
	Somewhat successful.....	25%	47%
	Slightly successful.....	38%	24%
	Not at all successful.....	4%	0%
	Don't know/Not sure.....	4%	0%
16.	Are you interested in either of the following: <i>(Select all that apply).</i>		
		n=45	n=54
	Hosting a 1001 event in your presbytery?.....	53%	71%
	Having someone from the 1001 NWC initiative speak at one of your presbytery meetings within the next year?.....	84%	83%
17.	Below is a list of NWC-related resources and tools that the PC(USA) offers to presbyteries and congregations. Overall, how helpful has each of these resources or tools been to your presbytery's involvement in the 1001 NWC Initiative?		
		n=85	n=59
	<i>1001 NWC website</i>		
	Very helpful.....	29%	20%
	Somewhat helpful.....	29%	39%
	Slightly helpful.....	8%	19%
	Not at all helpful.....	0%	0%
	Never heard of it.....	8%	2%
	Heard of it but haven't used it.....	18%	20%

Note: Percentages may not add to 100 due to either rounding or the ability to select more than one option  
n = number of respondents who replied to this question

17 cont...

*1001 NWC Facebook page*

Very helpful .....	0%	2%
Somewhat helpful .....	21%	18%
Slightly helpful.....	3%	9%
Not at all helpful .....	2%	9%
Never heard of it .....	52%	21%
Heard of it but haven't used it .....	21%	41%

*Coaching*

Very helpful .....	17%	21%
Somewhat helpful .....	6%	14%
Slightly helpful.....	1%	11%
Not at all helpful .....	1%	4%
Never heard of it .....	47%	9%
Heard of it but haven't used it .....	26%	41%

*Discerning Missional Leadership event for potential NWC leaders*

Very helpful .....	8%	7%
Somewhat helpful .....	3%	13%
Slightly helpful.....	0%	7%
Not at all helpful .....	4%	4%
Never heard of it .....	59%	23%
Heard of it but haven't used it .....	26%	46%

*The Go Disciple Live Conference, formerly known as the Evangelism and Church Growth Conference*

Very helpful .....	24%	13%
Somewhat helpful .....	18%	18%
Slightly helpful.....	4%	5%
Not at all helpful .....	1%	5%
Never heard of it .....	21%	9%
Heard of it but haven't used it .....	28%	50%

*1001 informational events or programs*

Very helpful .....	3%	11%
Somewhat helpful .....	1%	28%
Slightly helpful.....	2%	13%
Not at all helpful .....	0%	2%
Never heard of it .....	60%	6%
Heard of it but haven't used it .....	31%	41%

*Grants (including seed grants, investment grants, and new church growth (NCG) grants)*

Very helpful .....	36%	53%
Somewhat helpful .....	6%	12%
Slightly helpful.....	1%	5%
Not at all helpful .....	0%	2%
Never heard of it .....	10%	0%
Heard of it but haven't used it .....	42%	28%

*Online newsletter, New Church, New Way*

Very helpful .....	2%	9%
Somewhat helpful .....	9%	16%
Slightly helpful.....	1%	9%
Not at all helpful .....	12%	2%
Never heard of it .....	68%	32%
Heard of it but haven't used it .....	17%	33%

Note: Percentages may not add to 100 due to either rounding or the ability to select more than one option  
n = number of respondents who replied to this question

17 cont...

*Regional associates for 1001*

Very helpful .....	--	14%
Somewhat helpful .....	--	13%
Slightly helpful.....	--	7%
Not at all helpful .....	--	4%
Never heard of it .....	--	21%
Heard of it but haven't used it .....	--	41%

*Apprenticeships and Residencies (each apprentice participates in a NWC and starts a new program or activity, under the guidance and support of the NWC's leader)*

Very helpful .....	1%	5%
Somewhat helpful .....	1%	2%
Slightly helpful.....	2%	5%
Not at all helpful .....	0%	4%
Never heard of it .....	87%	39%
Heard of it but haven't used it .....	11%	46%

*Speakers for presbytery meetings*

Very helpful .....	11%	16%
Somewhat helpful .....	7%	11%
Slightly helpful.....	0%	9%
Not at all helpful .....	0%	7%
Never heard of it .....	54%	16%
Heard of it but haven't used it .....	28%	42%

*The Starting New Worshiping Communities resource (previously called Starting New Churches)*

Very helpful .....	9%	19%
Somewhat helpful .....	16%	19%
Slightly helpful.....	4%	14%
Not at all helpful .....	0%	2%
Never heard of it .....	52%	14%
Heard of it but haven't used it .....	17%	32%

*Training events*

Very helpful .....	4%	16%
Somewhat helpful .....	7%	11%
Slightly helpful.....	0%	5%
Not at all helpful .....	0%	4%
Never heard of it .....	62%	20%
Heard of it but haven't used it .....	21%	45%

*Cohorts*

Very helpful .....	--	4%
Somewhat helpful .....	--	4%
Slightly helpful.....	--	5%
Not at all helpful .....	--	4%
Never heard of it .....	--	29%
Heard of it but haven't used it .....	--	55%

18. Are you aware of any PC(USA)-affiliated faith communities in your presbytery that are not currently organized PC(USA) congregations and that either 1) do not identify themselves as part of the 1001 NWC initiative, or 2) are part of the 1001 NWC initiative but were formed prior to July 2010?

	n=86	n=66
Yes.....	31%	23%
No .....	56%	64%
Not sure .....	13%	14%

Note: Percentages may not add to 100 due to either rounding or the ability to select more than one option  
n = number of respondents who replied to this question